



Together We CAN End Hunger



ANNUAL Report

2022-2023





Board of Directors

Grace Bednarcik

Assistance League of Charlotte

Chris Bowe

Atrium Health

Lindsay Burrell

Bank of America

Simon Clark

Tecumseh Alternative Investments

Amy Kihenja-Davis

Walmart

Tammy DeBoer

Harris Teeter

Jon Dimalanta

TIAA

Kristof Duna

MDI

Steve Evans

Smithfield

Kati Everett

Novant Health

Riley Fields

Carolina Panthers

Rob Garofalo

Truist

Pete Guelli

New York Giants

Todd Hansen

US Foods

Ben Hawfield

Moore & Van Allen, PLLC

George Hechtel

Foodbuy

Hilton Herndon

Food Lion

Travis Hubbard

Save A Lot

Kevin Hyrams

Sidereal Branding

James Jordan

Charlotte Hornets

Vivian Lavaty

Lavaty Solutions

Tommy Lloyd

Fifth Third Bank

Betsy Mack

Charlotte Hornets

Steve Marlier

Retired

Karin McGinnis

Moore & Van Allen, PLLC

Kate Mora

Retired

Les Morelock

CapTech Ventures

Patrick Mulkey

Gordon Food Service

Evan Nash

Johnson & Wales University

Gale Pendergraph

Retired

Christy Phillips-Brown

Food Lion

Danna Robinson

Harris Teeter

Joe Schoeneck

The Wine Group

Sascha Struckmeyer

Wells Fargo

Mark Teague

Duke Energy

Bill Tripet

Retired



Performance Highlights

Goal	Performance in 2022-2023	Percent Increase Over the Last 20 Years	Average Increase Per Year
Pounds Distributed	78,213,847	823%	41%
Nutritional Pounds	47,073,309	464%	23%
Volunteer Hours	276,686	909%	45%
Programs to End Child Hunger	465	1,040%*	61%
Pounds from Food Drives	9,858,734	624%	31%
Mobile Pantries Conducted	575	371%	19%
Senior Programs	18	465%*	27%

* Represents 17 years of growth



2022-2023 Balance Sheet

Assets

Net Fixed Assets	\$15,391,248
Donated Food	\$1,672,700
Unrestricted Funds	\$10,446,731
Receivables	\$3,203,552
Pledges Receivable & Investments	\$27,964,381
Prepaid Expenses	\$415,433
Total	\$59,094,045

Liabilities & Net Assets

Accounts Payable	\$1,050,460
Accrued Liabilities	\$163,584
Current Portion of Notes Payable	\$0
Subtotal Liabilities	\$1,214,044
Designated Funds	\$0
Undesignated Funds	\$51,996,282
Temporarily Restricted	\$5,883,719
Permanently Restricted	\$0
Subtotal Net Assets	\$57,880,001
Non-Current Liability Notes Payable	\$0
Total	\$59,094,045

GIVING MONEY

While most of the food we distribute is donated, we have costs to transport and receive it, keep proper records, conduct appropriate inspections to ensure food safety, and sort and prepare the food for sharing with our partner agencies. Financial donations help to cover these costs.

In 2022-2023, over 78 pounds of food was distributed to neighbors in need.



SHFBM has over 950 partner agencies including soup kitchens, emergency pantries, homeless shelters, senior programs, and low-income daycares.



Did You *Know*?

In 2022-2023 Second Harvest Food Bank of Metrolina had 465 different programs in place dedicated to ending child hunger. Making sure every child in our region has enough to eat every day is the number one goal of our food bank.



Did You *Know*?

In 2022-2023 Second Harvest Food Bank of Metrolina's Second Box Program distributed 32,884 boxes full of healthy, ready-to-eat foods to 37 senior distribution sites in 16 counties.



2022-2023 Income Statement

Revenues

Donated Food & Household Products	\$131,103,923
Contributions & Grants	\$13,103,010
Shared Maintenance Fees	\$1,811,887
Fundraising	\$2,448,972
Government Revenues	\$3,942,096
Miscellaneous	\$12,575
Donated Facility	\$168,996
Gain on Extinguishment of debt	\$4,018,800
Investment Earnings	\$574,637
Total	\$157,184,896

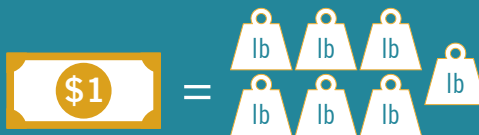
Expenses

Food & Household Donated	\$131,684,245
Personnel	\$5,335,319
Administration	\$983,676
Food Purchases and Disaster	\$5,860,930
Operations	\$1,111,960
Depreciation	\$1,642,347
Transportation	\$1,217,142
Development	\$1,361,389
Total	\$149,197,008
Net Beginning Assets	\$49,892,113
Change in Inventory	\$7,897,888
Net Ending Assets	\$57,880,001

GIVING FOOD

Second Harvest Food Bank of Metrolina accepts donations from individuals, groups and food and retail industry partners. Fund and Food Drives are a fun and easy way to multiply your giving!

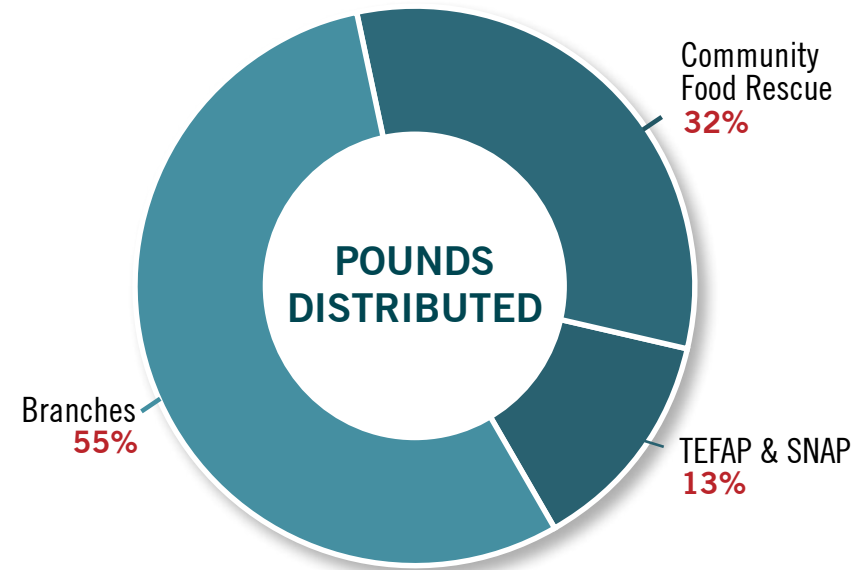
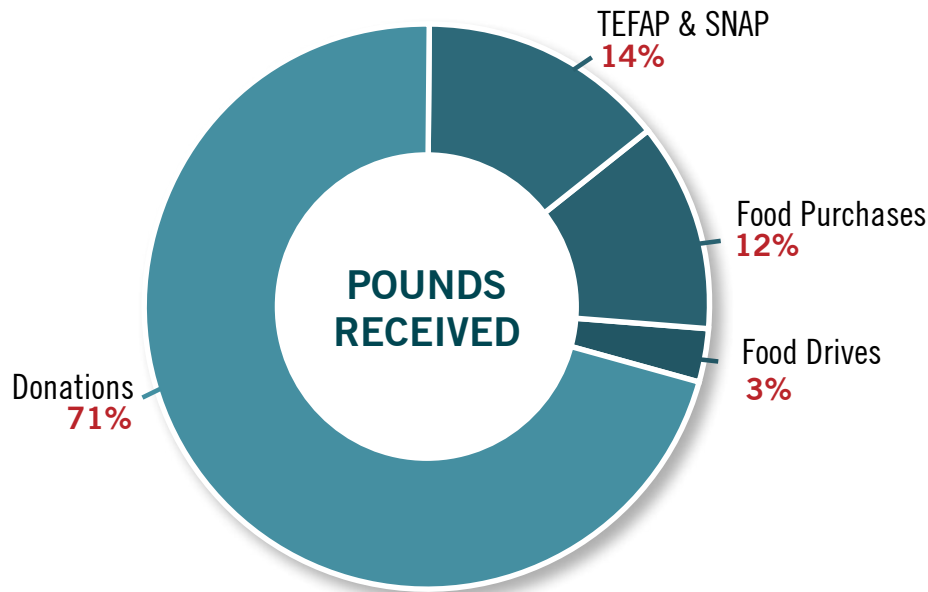
Every \$1 donated provides 7 pounds of food to neighbors in need.



Food and fund drives provided the equivalent of more than 9.8 million pounds of food to neighbors in need.



2022-2023 Distribution *Summary*



GIVING TIME

There are many ways to get involved in ending hunger in our region. We could never accomplish all we do without each and every volunteer. Whether you can volunteer once a week, once a month or once a year; individually or with a group of 2 to 40; whatever your commitment, every hour of assistance helps us ensure our hungry neighbors will have food.



76,300 volunteers

Over \$6.9 million in Savings

NC Independent Sector for nonprofits calculates volunteer time at \$25.98.





Did You Know?

In 2022-2023 Second Harvest Food Bank of Metrolina's Mobile Pantry Program distributed over 9 million pounds of nutritious food and grocery products throughout 22 counties.



Did You *Know*?

Second Harvest Food Bank of Metrolina is always here to help the 1 in 9 working-age veterans who are food insecure.



Did YouKnow?

Second Harvest Food Bank of Metrolina's Operation Rescue assists animal welfare organizations in our 24 county service region with pet food and supplies.

Anderson Warehouse

311 Alliance Parkway
Williamston, SC 29697
704.376.1785

Catawba Branch

538 1st Ave. SW
Hickory, NC 28601
704.376.1785

Main Warehouse

500-B Spratt Street
Charlotte, NC 28206
704.376.1785

Rowan Branch

385 Airport Road
Salisbury, NC 28147
704.376.1785

Spartanburg Branch

1503 Old Converse Road
Spartanburg, SC 29307
704.376.1785



Together We CAN End Hunger



Thank *You*

We are grateful for the support and contributions of
everyone involved in our fight to end hunger!

SecondHarvestMetrolina.org |     

@SHMETROLINA