

2015 Annual Report

Second Harvest Food Bank of Metrolina



500-B Spratt Street, Charlotte, NC 28206 Phone 704.376.1785

A Member of **FEEDING AMERICA**



Table of Contents

Click the link to visit the page

- [Message from Kay Carter, CEO](#)
- [Performance Highlights](#)
- [Distribution Summary](#)
- [Balance Sheet](#)
- [Income Statement](#)
- [Board Directory](#)
- [Service Area](#)



Message from Kay Carter, CEO



Every year I report that this year is the most successful in the history of Second Harvest Food Bank. This year is no different. You have helped make this past year better than the last and we are deeply grateful.

The numbers are all in this Annual Report for you to review. We are proud of our success but what means the most to us and, I suspect to you, are the success stories of the people we help. In our Winter Blessings, I wrote about some of the people your generosity has touched. So, this year let me thank you on behalf of the sweet senior I met while touring one of the senior housing complexes where meals are delivered. Her response when asked the importance of these meals was, "Oh honey, I wouldn't get one if they didn't bring me one."

Thank you on behalf of the husband, wife and three year old son who are homeless. The husband is at a men's shelter while the wife and young son are at a women's shelter. The husband walks two miles a day from his shelter to the wife's shelter and on to a soup kitchen just so they can have a meal together each day.

Thank you on behalf of the four-year old girl I met this year at Oak Lawn Head Start whose eyes lit up when she opened the backpack with a new hat and gloves, a play make up kit, coloring books, sunglasses and a special toy we delivered at Christmas along with food boxes and turkeys and hams. She thanked me but wanted to know, "Do I get to take all of this home?"

Thank you on behalf of the seniors who live alone with only their beloved pets for company. Their pets need them and provide valuable encouragement and companionship. These seniors receive pet food that insures their pets eat the right food for them while our seniors are eating the balanced meals delivered for them by our mobile meals programs.

The numbers tell of your generosity, the stories tell of the meaning of your generosity, helping feed our hungry neighbors. Your donation of time, money and food makes it possible for us to bring you these success stories. Thank you and please continue to help us make this next year the most successful year ever, again.

A handwritten signature in black ink that reads "Kay".



www.secondharvestmetrolina.org

Performance Highlights



Goal	Performance in 2015	% Increase Over The Last 12 Years	Average Increase Per Year
Pounds Distributed	45,714,294	244%	20%
Produce, Meat and Dairy Pounds	16,182,478	344%	29%
Volunteer Hours	155,141	832%	69%
Programs to End Child Hunger	170	731%	61%
Backpacks Distributed	107,250	3152%*	350%
Pounds from Food Drives	4,835,496	551%	46%
Mobile Pantries	446	345%	29%
Senior Programs	8	264%**	26%

*Represents 9 Years of Growth

** Represents 9 years of Growth

[back to table of content](#)

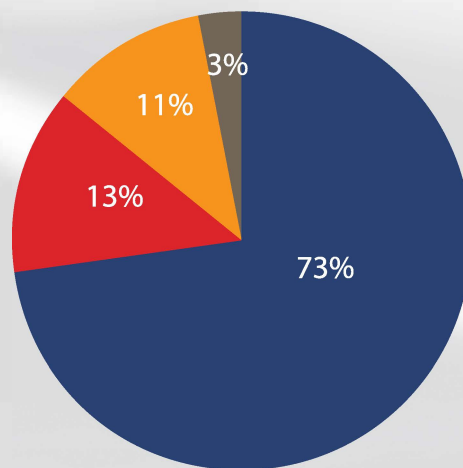


www.secondharvestmetrolina.org

Distribution Summary

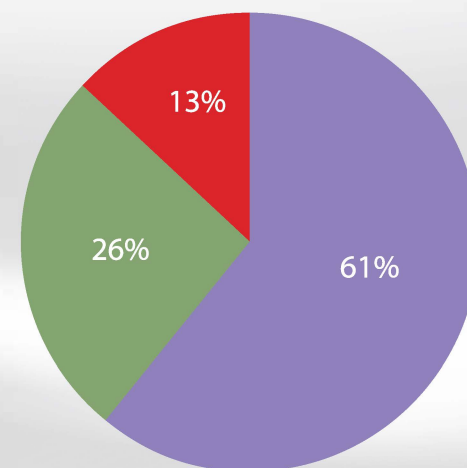


Pounds Received



- Donations
- TEFAP & SNAP
- Food Purchases
- Food Drives

Pounds Distributed



- Branches
- Community Food Rescue
- TEFAP & SNAP

Balance Sheet



[back to table of content](#)

Assets	
Net Fixed Assets	\$1,353,308
Donated Food	\$538,288
Unrestricted Funds	\$2,213,578
Restricted Funds	\$7,803,099
Receivables	\$87,914
Endowments	\$45,523
Prepaid Expenses	\$126,670
TOTAL	\$12,168,380

Liabilities & Net Assets	
Accounts Payable	\$246,526
Accrued Liabilities	\$100,638
Subtotal Liabilities	\$347,164
Designated Funds	\$892,158
Undesignated Funds	\$3,977,464
Temporarily Restricted	\$6,910,941
Permanently Restricted	\$40,653
Subtotal Net Assets	\$11,821,216
TOTAL	\$12,168,380



www.secondharvestmetrolina.org

Income Statement



Revenues	
Donated Food & Household Products	\$71,621,863
Contributions & Grants	\$8,907,310
Shared Maintenance Fees	\$907,694
Fundraising	\$1,442,488
Government Revenues	\$891,574
Miscellaneous	\$7,338
Donated Facility	\$72,000
TOTAL	\$83,850,267

Expenses	
Food & Household Products Donated	\$72,170,576
Personnel	\$2,730,075
Administration	\$145,085
Food Purchases	\$1,847,562
Operations	\$579,090
Depreciation	\$462,778
Transportation	\$848,115
Development	\$934,587
TOTAL	\$79,717,868
Net Beginning Assets	\$7,688,817
Change In Inventory	\$4,132,399
NET ENDING ASSETS	\$11,821,216

[back to table of content](#)



www.secondharvestmetrolina.org

Board of Directors

- **Officers**

Karin McGinnis	Chair
Gale Pendergraph	Vice Chair
Tommy Franklin	Secretary
George Hechtel	Treasurer

- **Advisory Members**

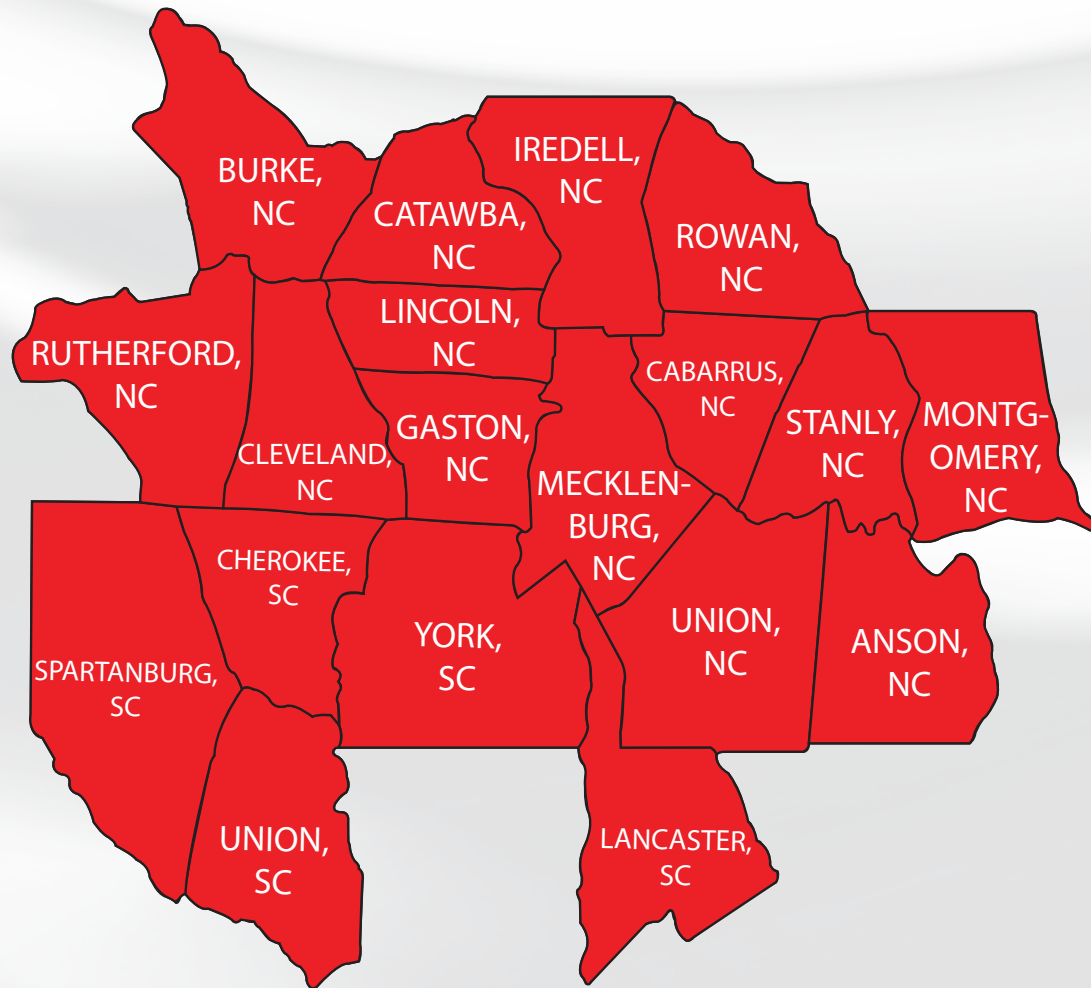
Rod Antolock	Gov. James Martin
Riley Fields	Katherine Mora
Peter Fulton	Dennis Pittman
Tom Marcham	Paula Vincent

- **Working Members**

Grace Bednarcik	Dan Harris	Herb Jeans	Christy Phillips-Brown
Patrick Brady	Ben Hawfield	Vivian Lavaty	Sascha Struckmeyer
Justin Burns	Cliff Hemingway	Steve Marlier	Michelle Swindells
Nick Carlino	Richard Hinkebein	Leslie McCray	Mark Teague
Eric Chapman	Kevin Hyrams	Greg Morris	Bill Tripet
Elizabeth Clagon	Lois Inland	Evan Nash	



Service Area



[back to table of content](#)



www.secondharvestmetrolina.org